

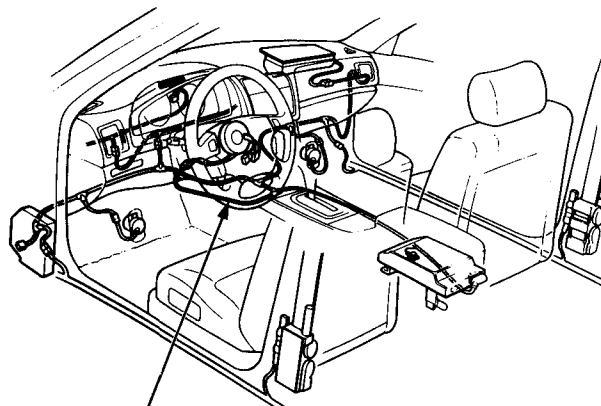
Power Door Closer System

Component Location Index

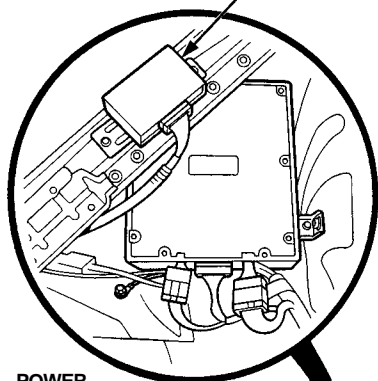
CAUTION:

- All SRS wiring harnesses are covered with yellow outer insulation.
- Before disconnecting any part of the SRS wire harness, install the short connectors (see page 23-409).
- Replace the entire affected SRS harness assembly if it has an open circuit or damaged wiring.

POWER DOOR CLOSER
CONTROL UNIT
Input Test, page 23-283
(⁹¹⁻⁹³), (⁹⁴⁻⁹⁵)



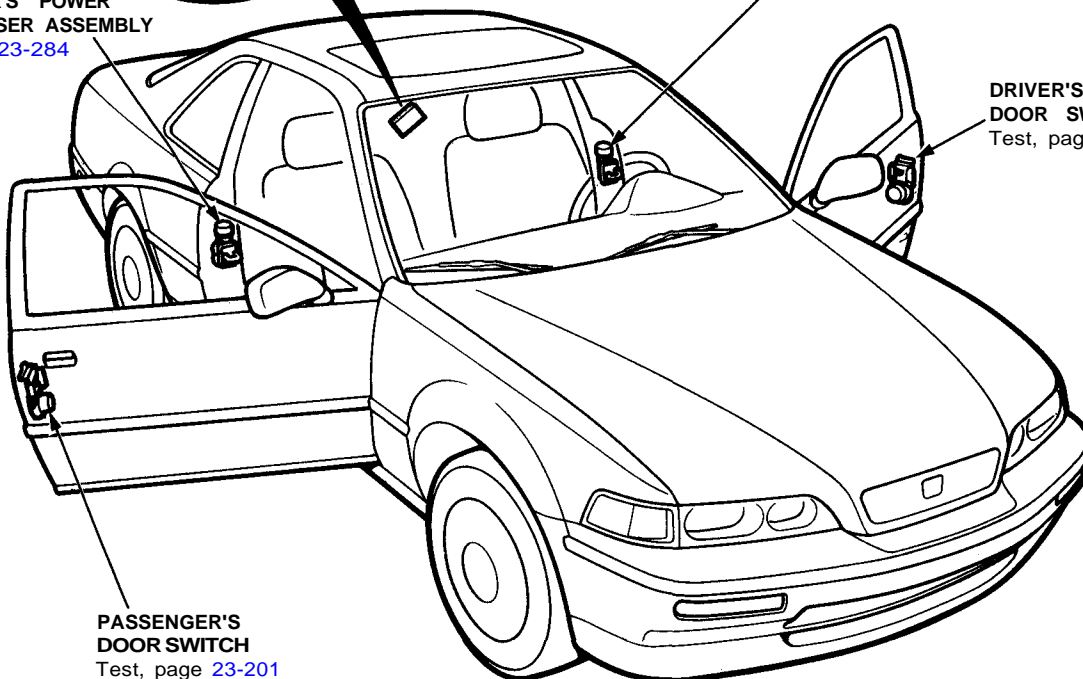
SRS MAIN HARNESS
(Covered with yellow outer insulation)



PASSENGER'S POWER
DOOR CLOSER ASSEMBLY
Test, page 23-284

DRIVER'S POWER
DOOR CLOSER ASSEMBLY
Test, page 23-284

DRIVER'S
DOOR SWITCH
Test, page 23-201



PASSENGER'S
DOOR SWITCH
Test, page 23-201